



MARKETS



ORGANISATIONS



PEOPLE



FACILITIES



INSIGHTS



Concrete business opportunities and in-depth market intelligence



OUR VALUE FOR YOU

We provide insights on markets, organizations, people, and facilities to help you grow your business

Facilities



Identify and profile investment projects ongoing or upcoming across Africa

Organizations



Overviews of involved organizations and their operations, governments and private sector

Information on major shareholders, subsidiaries, and related entities

People



Validated and accurate contact details of key stakeholders

See who's linked to whom and what through our **networking tool**

Markets



Unique data focused on countries across Africa and the Middle East

Consolidated overviews of markets, and insights for investment and doing business

What we offer

Your value

Identify **concrete business opportunities** to grow your business

Understand market dynamics, **identify customers, partners, and competitors**

Find **decision-makers** and **gain access** to their networks

Guide your **strategic focus and planning**



HOW OUR SOLUTION WORKS

We combine direct interaction with local stakeholders with artificial intelligence to generate crucial insights for your business



Data sourcing

We gather data through different sources and platforms. This enables us to identify investment projects and map key stakeholders.



Data validation

Our research team meticulously validates our data through direct interaction with involved people and companies. This ensures the data we provide is trusted and reputable.



Unique AI and analysis

Our unique forecasting models are blends of statistics science and artificial intelligence. They translate big data into clear business insights, enabling you to make crucial decisions about your business growth.




Continuous improvement

We continually review and update our data to ensure it is up-to-date and relevant. Our research team and artificial intelligence complement one another to provide contextual and accurate information.

HOW IT LOOKS LIKE

We provide information in a productive, user-friendly experience that can be personalized and business-specific

Markets



People



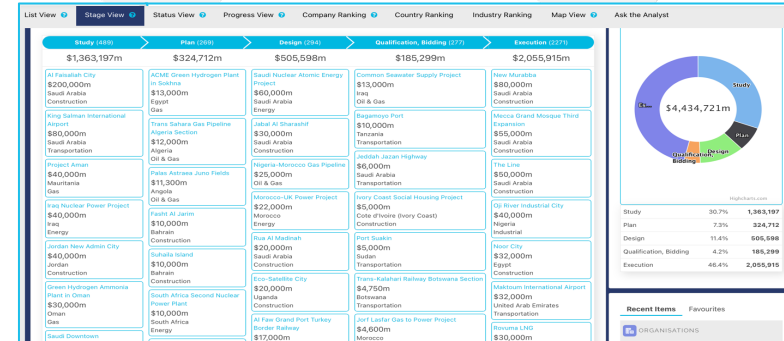
Image	Name	Current Position	Management Position	Organisation	Location
	Abd El Aziz Koneva	Governor	Executive (Government)	Alexandria Governorate Government	Egypt
	Abdulsalam Lutfy Adam	CEO and Chairman	Board Member/Executive Management	Alexandria Information Technology Company (AWIT)	Egypt
	Abdul Hussain Baydoun Husein	Chairman	Board Member	Barrakeh CI - Core d'Inale	Cote d'Ivoire (Ivory Coast)
	Abdullah bin Ahmed Al-Mansour	Chairman of the Board	Board Member	Saudi Air Navigation Services	Saudi Arabia
	Abdullah bin Mohamed Bahar Al-Nasir	Minister of Infrastructure Development	Ministerial (Government)	The UAE Cabinet	United Arab Emirates
	Abeerah Nabil	Human Resources Director at MUKAN Mir	Management	Mukan Mir	Egypt
	Abubakar Bello Kure	Director	Board Member/Executive Management	Ciba Quality Chemicals Industries Limited	Nigeria
	Abdul Basim Muhammad Aslam	Project Engineer	Management	ALEC Energy	United Arab Emirates
	Adam Chakr	Managing Member	Board Member	Chakr Business Enterprises LLC	Egypt
	Adama Barrow	President	Country Leader (Government)	Government of The Gambia	The Gambia
	Ake Appenu	Board Member, Executive Director	Board Member	Endbank Transnational Incorporated	Togo
	Adebisi Ogunsola	General Manager / Chief Compliance Officer	Executive Management	Fidelity Bank Plc	Nigeria

Organizations



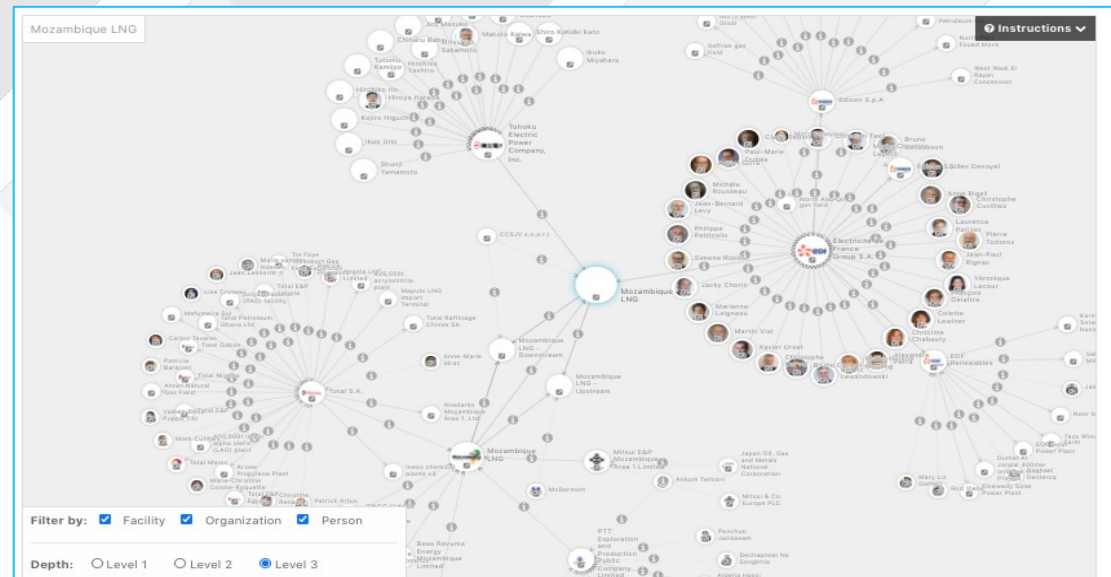
Organizations	
<p>UACN Property Development Company</p> <p>Location: Lagos</p> <p>Website: https://www.updpc.com/</p> <p>Phone: +234-08137513637</p> <p>Company Status: Active</p>	<p>Organization Hierarchy</p> <p>Ownership: Public Listed Company (PLC)</p> <p>Industries: Construction, Real Estate</p> <p>Activities, Roles: Agent, Developer</p>

Facilities





The diagram illustrates a process flow. On the left, a light blue box labeled "Demand forecast" contains a white line graph icon with an upward arrow. An arrow points from this box to a dark blue box on the right labeled "Networking model", which contains a white network diagram icon with a central node and surrounding nodes.



COUNTRIES AND SECTORS COVERED

We cover the built environment sectors across Africa and the Middle East



Transportation – roads, bridges, airports, rail, ports...



Buildings – residential, commercial, hospitality, healthcare, education...



Energy – power generation, renewables, transmission...



Industrial – cement, metals, gas, mining...



Water – production, treatment, transmission, storage...



Chemical – petrochemicals, basic chemicals, fertilisers...



Oil & Gas – upstream, downstream, transportation...



ABOUT THE COMPANY

ABiQ's reach covers Africa, the Middle East, and Europe.

Management team



Erik Deitersen

Managing Director



Maxene Adams

Head of Research &
Content



Conceicao Kini

Head of Sales &
Marketing



Adel Sayed

Head of Technical
Development

Corporate information

- Registered in **Dubai**
- Founded in 2020
- Since 2023: **Sister company of africon GmbH**, registered in Germany
- Approx. **30 members of staff** (jointly), the majority of which are based in Africa and the Middle East

Interested to learn more?

Get in touch via info@abiq.io or visit
[ABiQ website](https://abiq.io)

